

SOUTHERN *CRANES & ACCESS*

SOUTHERN *CONTRACT LIFTING*

MK-88
CONSTRUCTION
CRANE



WEST SUSSEX DEPOT

TEL: 01798 875988

FAX: 01798 875989

sales@southerncranes.co.uk

www.southerncranes.co.uk

LONDON DEPOT

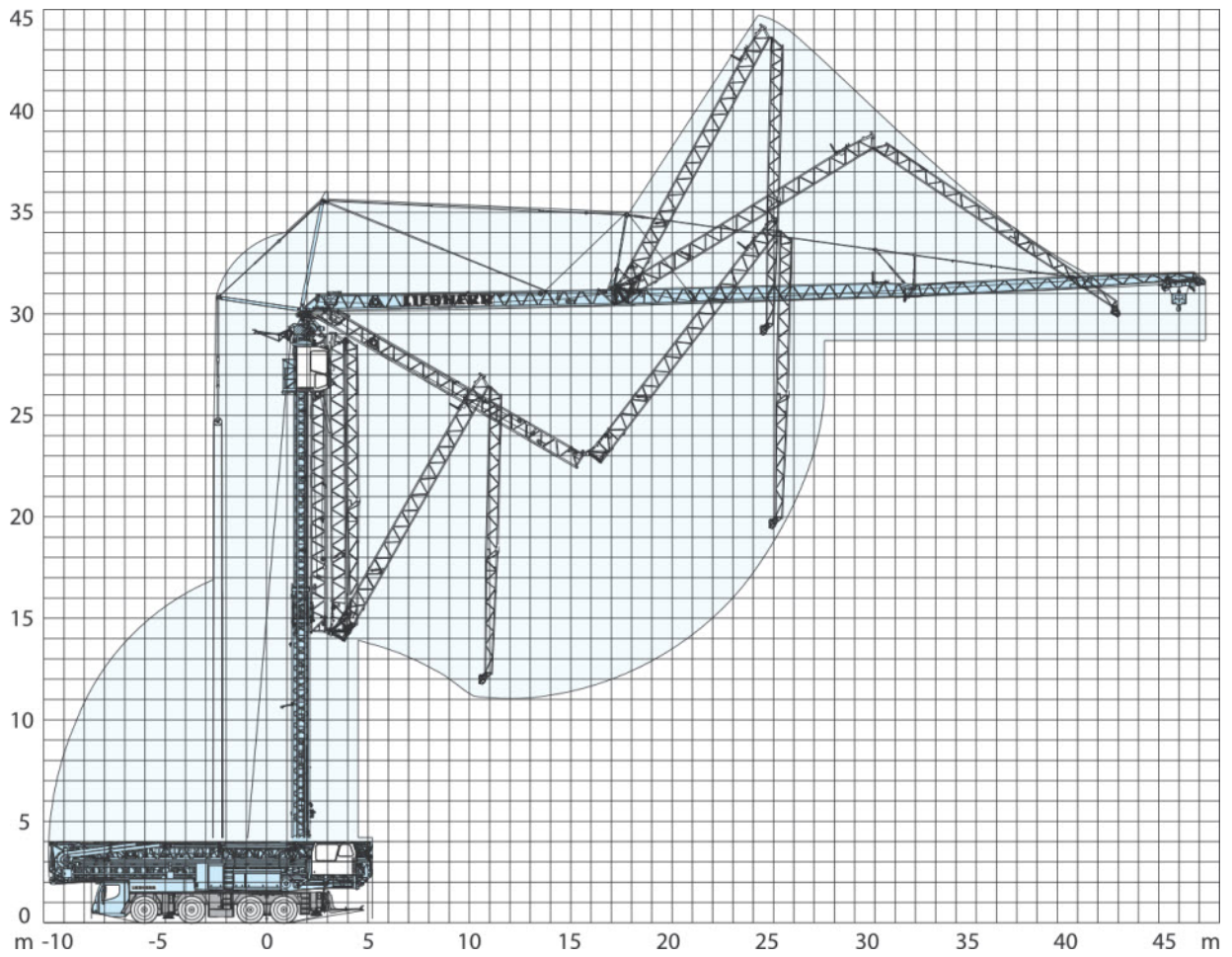
TEL: 0208 683 1188

FAX: 0208 683 1199

southernlifting@tiscali.co.uk

MK-88





ERECTION PROCEDURE







MK-88

LIFTING CAPACITIES





Jib horizontal with 2.0 t additional ballast





 7,30 m x 7,00 m	m	 m / kg	m / kg																	
			12,0	14,0	16,0	18,0	20,0	22,0	24,0	26,0	28,0	30,0	32,0	34,0	36,0	38,0	40,0	42,0	44,0	45,0
 max. 6,5 Bft (14 m/sec.)	45,0	3,3-12,0 8000	8000	6900	6070	5410	4870	4420	4050	3730	3450	3210	2990	2800	2630	2480	2340	2220	2100	2050
 max. 8,0 Bft (20 m/sec.)	45,0	3,3-11,0 8000	7370	6360	5580	4960	4460	4050	3700	3400	3140	2920	2720	2540	2390	2250	2120	2000	1900	1850





 7,30 m x 5,75 m	m	 m / kg	m / kg																	
			12,0	14,0	16,0	18,0	20,0	22,0	24,0	26,0	28,0	30,0	32,0	34,0	36,0	38,0	40,0	42,0	44,0	45,0
 max. 6,5 Bft (14 m/sec.)	45,0	3,3-10,5 8000 *	6930	5870	5080	4470	3980	3580	3250	2970	2730	2520	2340	2180	2030	1910	1790	1690	1590	1550
 max. 8,0 Bft (20 m/sec.)	45,0	3,3-9,5 8000 *	6310	5380	4680	4130	3690	3320	3020	2760	2540	2350	2180	2030	1900	1780	1680	1580	1490	1450





Crane does not need to be disassembled when it is not in operation

Steep angle positions with 2.0 t additional ballast

 7,30 m x 7,00 m	m	 kg	15°							45°						
			kg							kg						
 max. 6,5 Bft (14 m/sec.)	45,0		3,2 - 40,0 40,0 - 43,3							1850 1850 - 1700*						
 max. 8,0 Bft (20 m/sec.)	45,0		3,2 - 35,0 35,0 - 43,3							1850 1850 - 1400*						

 7,30 m x 7,00 m	m	 m / kg	30°																
			8,0	10,0	12,0	14,0	16,0	18,0	20,0	22,0	24,0	26,0	28,0	30,0	32,0	34,0	36,0	38,9	
 max. 6,5 Bft (14 m/sec.)	45,0	3,0-11,0 6000	6000	6000	5650	5050	4560	4150	3810	3510	3250	3030	2830	2650	2490	2350	2220	2050	
 max. 8,0 Bft (20 m/sec.)	45,0	3,0-9,0 6000 *	6000	5620	4970	4450	4020	3660	3360	3100	2870	2670	2490	2340	2200	2070	1950	1800	

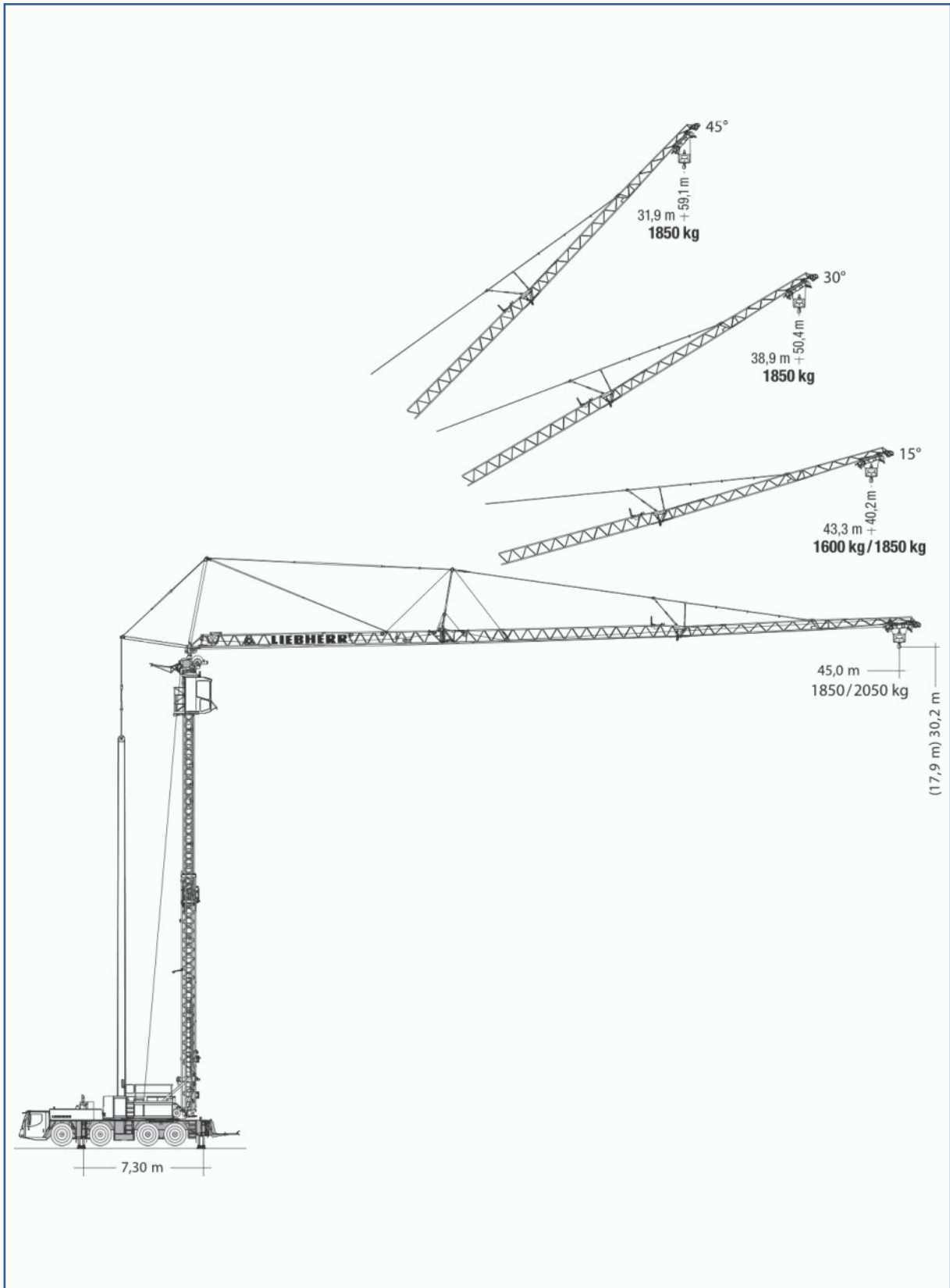
 7,30 m x 5,75 m	m	 kg	15°							45°						
			kg							kg						
 max. 6,5 Bft (14 m/sec.)	45,0		3,2 - 34,0 34,0 - 43,3							1850 1850 - 1450*						
 max. 8,0 Bft (20 m/sec.)	45,0		3,2 - 29,0 29,0 - 43,3							1850 1850 - 1150*						

 7,30 m x 5,75 m	m	 m / kg	30°																
			8,0	10,0	12,0	14,0	16,0	18,0	20,0	22,0	24,0	26,0	28,0	30,0	32,0	34,0	36,0	38,9	
 max. 6,5 Bft (14 m/sec.)	45,0	3,0-11,0 6000 *	6000	6000	5580	4880	4320	3880	3510	3200	2930	2700	2500	2330	2180	2040	1910	1750	
 max. 8,0 Bft (20 m/sec.)	45,0	3,0-9,0 6000 *	6000	5480	4650	4030	3540	3150	2830	2570	2340	2150	1980	1830	1700	1590	1490	1350	

Lifting capacities for maximum erection height. In case of lower erection heights, higher lifting capacities are achieved

MK-88

BOOM ANGLES



LONDON DEPOT

TEL: 0208 683 1188 FAX: 0208 683 1199

southernlifting@tiscali.co.uk

MK-88

WINTERFIELDS FARM, WIGGONHOLT,
PULBOROUGH WEST SUSSEX RH20 2EJ

SOUTHERN *CRANES & ACCESS*

WEST SUSSEX DEPOT
TEL: 01798 875988
FAX: 01798 875989
sales@southerncranes.co.uk

SOUTHERN *CONTRACT LIFTING*

LONDON DEPOT
TEL: 0208 683 1188
FAX: 0208 683 1199
southernlifting@tiscali.co.uk